



Baxter

The importance of effective hand washing

When preparing for your infusion, it's really important to make sure your hands are clean.

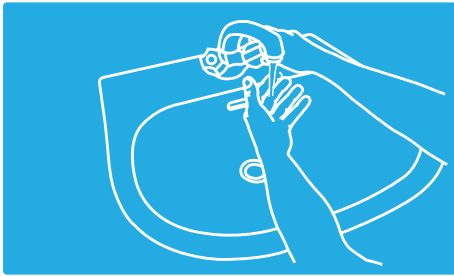
Although we can't see them, our hands are covered in millions of tiny bacteria that could be potentially harmful to your health if they get inside your body.

This illustrated guide will take you through one of the easiest but most important steps to reducing the risk of infection when infusing at home.

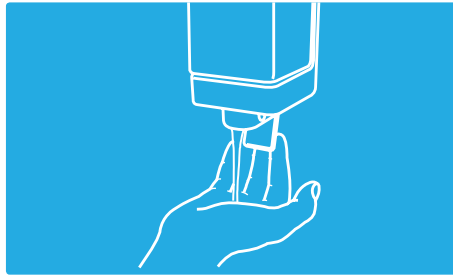
HAND WASHING GUIDANCE

Washing your hands effectively using the Aseptic Non-Touch Technique (ANTT) is one of the easiest but most important steps you can take to reduce the risk of infection.


The handwashing process should take around two minutes when completed properly.



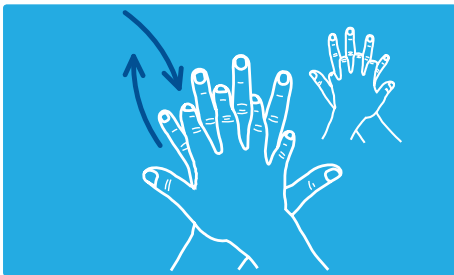
Wet your hands with running water



Apply enough soap to cover the whole surface of your hands



Place hands palm to palm and rub in a circular motion



Place right palm on left hand, interlace fingers and rub. Repeat with left palm on right hand



Place hands palm to palm with fingers interlaced and rub up and down



Interlock your fingers to bring the back of the fingers to opposing palms and rub up and down



Clasp a thumb in the opposite palm and rotate, rubbing firmly. Repeat with the other thumb



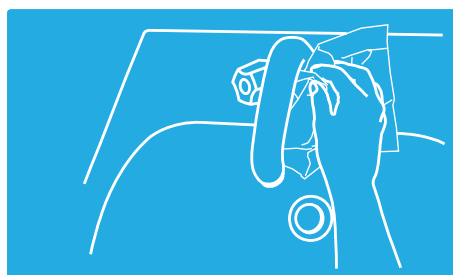
Clasp right hand fingers, place in left palm and rotate. Repeat with left hand fingers



Rinse your hands with water



Dry your hands thoroughly with a single-use towel



Use the towel to turn off the tap



Your hands are now cleaned thoroughly!

Baxter

Baxter Healthcare Ltd.
Wallingford Road, Compton,
Newbury, Berkshire, RG20 7QW.
Tel: +44 (0) 1635 206 000 Fax: +44 (0) 1635 206 115
www.baxterhealthcare.co.uk

UKI-MD16-210008, March 2021

